


DRIFTWOOD CAMPGROUND AND RV PARK


28

26

25



40 42 43 44



1 2 3 4 5 6 7 8 9 10 11 12 13 14 15












24 23 22 21 TRASH DUMP 20 19 18 17 16

DUMP STATION 29 30 32 31 33 34



35 36 37 38 39

BONANSINGA DRIVE

-  50/30 Amp FHU Pull Thru
-  50/30 Amp FHU
-  30 Amp FHU
-  20 Amp Elec/Water
-  50/30 Amp Elec/Water
-  Swimming pool
-  Playground
-  Showerhouse/Restrooms
-  Laundry Facility